

With these powerful add-on modules, the apC or iSTAR provides greater functionality of your access control, alarm monitoring, and integrated security applications.

The I8 Input Bus Module provides eight Class-A supervised inputs. A total of eight input modules can be connected to one apC or apC/8X and a total of four input modules can be connected to one apC/L. A total of eight input modules can be connected to each ACM in an iSTAR providing for a total of sixteen for each iSTAR.

The R8 Output Bus Module provides an additional eight Form C dry contact relay outputs. A total of eight output modules can be installed on one apC or apC/8X and a total of four output modules can be installed on one apC/L. A total of eight output modules can be connected to each ACM in an iSTAR providing for a total of sixteen for each iSTAR. Output and Input modules connect on the reader bus reducing wiring.

FEATURES & BENEFITS

- Remote monitoring up to 4,000 ft away from apC or iSTAR
- Shares reader wiring
- Provides an additional 8 Supervised Inputs
- Provides an additional 8 Relay Outputs
- Connect directly to the RS-485 reader bus
- Reduce sensor and control wiring lengths
- Input switches located up to 2,000 ft (609.6 meters) away from Input Module

GENERAL REQUIREMENTS

Electrical

Power Supply

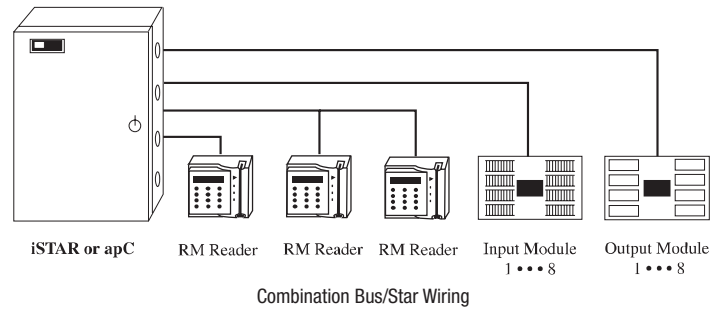
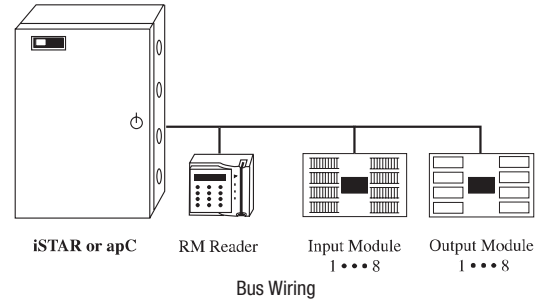
<i>Input Board</i>	
Current	120 Ma (milliamps)
Voltage	12 Volts Nominally
<i>Output Board</i>	
Current	100 Ma +20 Ma per active relay
Voltage	12 Volts Nominally
<i>Output Board Relay Contact Ratings</i>	
.....	4 Amp 125V ac
.....	2 Amps 30V dc non-inductive
.....	1 Amp 30V dc inductive load

Enclosures

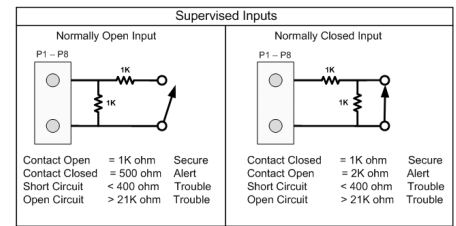
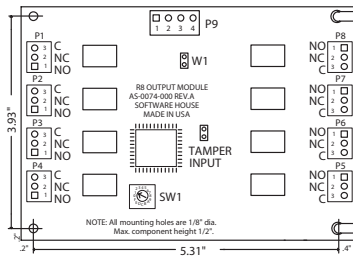
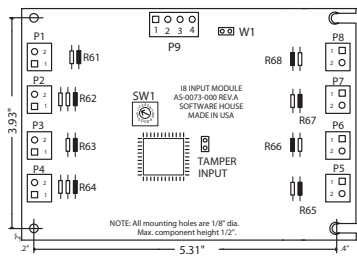
The RM-DCM-2 (part # RM-DCM-2) can hold a combination of 3 additional Input or Output modules along with the existing RM-4E board.

The new RM-CAN (part # RM-CAN) is a utility enclosure that can hold one RM-4 and two ARM modules or one Input or one Output Module.

SAMPLE SYSTEM CONFIGURATION



WIRING CONFIGURATION DIAGRAM



WIRING SUMMARY-APC/8X

Signal	From	To	Belden #	Gauge	# of Pairs	Shielded	Maximum Length
Comm (2-wire RS485)	apC/iSTAR	I8/R8	9841*	24	1	Yes	4,000 ft
Control Point	R8	Strike/Siren etc.	8442/8461	18	1	No	Based on voltage drop
Supervised Input	I8	REX or Door Contact, etc.	8442/8461	22/18	1	No	2000 ft

NOTE: Control, Supervised, and Unsupervised input cables must be shielded for FCC Class B operation. * For plenum or underground applications, use Belden 89182 for 1 pair 22 AWG, 100 ohm 12.95 pf/ft.